

Function button (IO VN)

Is a momentary pushbutton, switching to ground.

The functions are:-

- One short press Swap VFO A/B
- 2 short presses Toggle split mode ON/OFF
- 3 short pushes Set VFO A = B
- 4 short presses Set VFO B = A
- Held down Swap A - B until released

ANALOG DIAL/VFO FOR FT-7

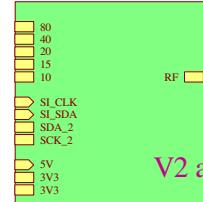
DRAFT V2A SCH

pcb @ V2a oCT 2024

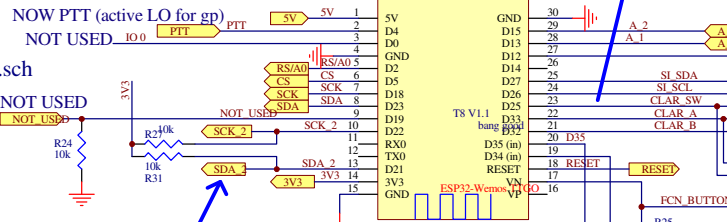
V1 pcb (V2a is OK) is missing 10k to 3V3 from CLAR_SW and also CLAR_ and CLAR_B lines

ESP32_WEMOS (TTGO)

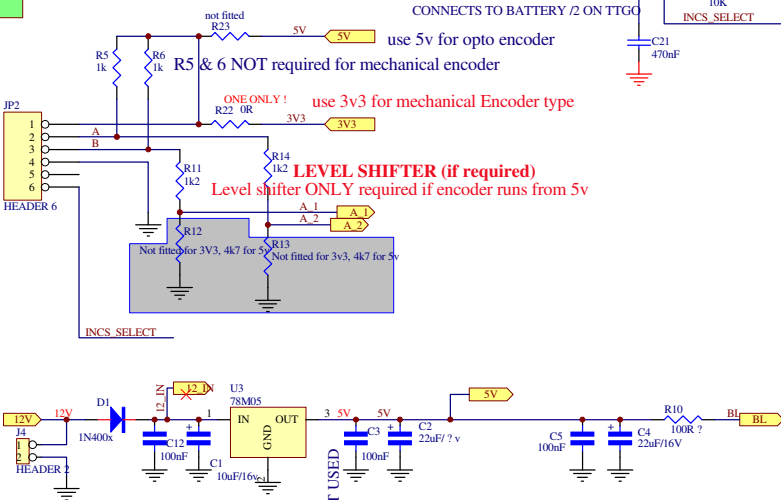
SHEET 2
PCF8574_Sht_2
TTGO_PCF8574_Sht_2_V2.sch



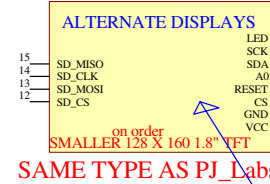
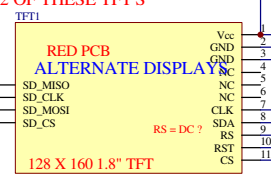
V2 add pull-ups to SCK_2 & SDA_2



ENCODER



HAVE 2 OF THESE TFT'S



SAME TYPE AS PJ_Labs USED.

Some ILI9341 displays have 9 pins and 1 to 8 are the same as the ST7735 shown here.

You MUST carefully check the data or back of display to confirm this!. If so you can use a 9 way cable to the Display, and be able to use either type.

DISPLAY CONNECTOR

- 290919 V2 added inputs for LSB/USB and PTT
- 160719 V2 corrects add pullups on CLAR encoder and switch line
- add INCS_SELECT net to JP2-6
- add pullups on the 12C lines (2)
- 100519 CORRECT NETS ON ttgo 21 & 22
- WAS 2A
- 120519 V3 with alt ESP32
- 090519 added R5 & R6 for opto encoder
- 280419 see text next to ESP32
- 280319

Original Software by TJ_Labs, heavily modified by WA2FZW

REF: <https://tj-lab.org/2019/02/17/vfo5/>

Title		DRAWN BY:	
Date: 3-Oct-2024		VK3PE	
Size: A3	Time: 02:41:48	Sheet of 2	(C) 2007-2019